



Quarter Pony Association

2019 On-Line World Show

Submittals Open: July 1, 2019

Entries Close: October 30, 2019

Western Pleasure – Rules and Patterns (Classes #14 -#15)

The ideal pleasure pony should carry its head in a position that is normal for a quarter type pony and no lower than level. Ponies are to be shown on a loose rein without undue restraint. The western pleasure pony should be a pleasure to ride and a free, natural mover. Ponies are to be shown at a walk, jog and lope both ways of the ring. Ponies shall back in a straight line. They shall not be asked to extend the lope. The pony should show a relaxed but collected gait, cadence. The speed should be relaxed and slow, along with calm and responsive disposition.

Judging

- The class is judged on the pony only, 60% on performance, 30% on conformation and 10% on overall appearance and cleanliness or pony and rider.
- Faults to be scored according to severity:
 - Quick, short, or vertical strides or excessive speed.
 - Being on the wrong lead.
 - Breaking gait or pony not responding to requested change of gait in a timely manner.
 - Head carried too high (minor fault) or too low (major fault); or over flexing or straining neck in head carriage so the nose is carried behind the vertical or excessive nosing out.
 - Rider maintaining excessive contact with pony's mouth.
 - Stumbling.
 - Pony appearing sullen, dull, lethargic, emaciated, drawn or overly tired. Excessive tail wringing or ears pinned back.
 - Poor equitation / appointments.

Tack

- Stock-type saddles shall be used without tapaderos.
- Silver mounted equipment is not to count over a good working outfit.

Bits

- Junior ponies (five and under) may be ridden in a snaffle or bosal. Senior ponies (six and older) must be ridden in a shanked bit with one hand on the reins.
- Optional equipment are reatas or lariats and hobbles.
- References to a bit in western performance classes mean the use of a curb bit that has a solid or broken mouthpiece, has shanks and acts with leverage. All curb bits must be free of mechanical device and should be considered a standard western bit. A description of a legal, standard western bit includes:
 - 8-1/2" (21.6 cm) maximum length shank to be measured as indicated in the diagram. Shanks may be fixed or loose.
 - Bars must be round, oval or egg shaped, smooth and unwrapped metal of 5/16" to 3/4" (0.8 cm to 2 cm) in diameter, measured 1" (2.5 cm) from the cheek. They may be inlaid, but must be smooth or latex wrapped. Nothing may protrude below the mouthpiece (bar), such as extensions or prongs on solid mouthpiece.
 - A three-piece bit, with a connecting ring of 1-1/4" (3.2 cm) or less in diameter, or a connecting flat bar of 3/8" to 3/4" (1 cm to 2 cm) measured top to bottom with a maximum length of 2" (5 cm), which lies flat in the pony's mouth is acceptable.
 - The port must be no higher than 3-1/2" (8.9 cm) maximum, with rollers and covers acceptable. Broken mouthpieces, half breeds are standard.
 - Prohibited bits: Slip or gag bits, spades, and donut and flat polo mouthpieces are not acceptable.

- Reins should be split rein style. Round reins not acceptable in Western Classes.
- Junior Pony (Five and under)
 - Exhibitors are allowed to show with a bosal or snaffle bit. If using one of these, the exhibitor is allowed to use 2 hands on the reins.
- All other western exhibitors are expected to only have one hand on the reins, and may only have one finger between the reins.
- The spare hand must be inconspicuously placed, but close enough to reach the reins easily in case of emergency.
- Resting on the thigh, on the lower stomach, or in that vicinity are all acceptable, but should never touch the saddle or pony.

Upload your video

- You have two options: www.youtube.com or www.Facebook.com (QPA 2019 Online World Show).
- Name the video you pony's Full Name, 2019 World Show and Class number. For example: Smokin Doubledutch 2019 World Show #14 Western Pleasure Walk Trot.
- If you can "mute" the video or turn off the sound. Otherwise, **do not edit the video in any way.**



Quarter Pony Association

2019 On-Line World Show

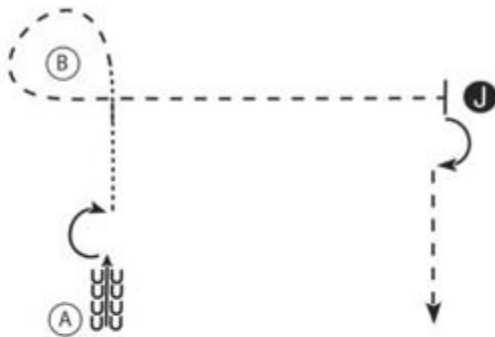
Submittals Open: July 1, 2019

Entries Close: October 30, 2019

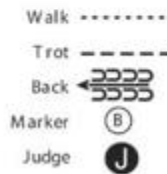
Western Pleasure – Rules and Patterns (Classes #14 -#15)

Patterns:

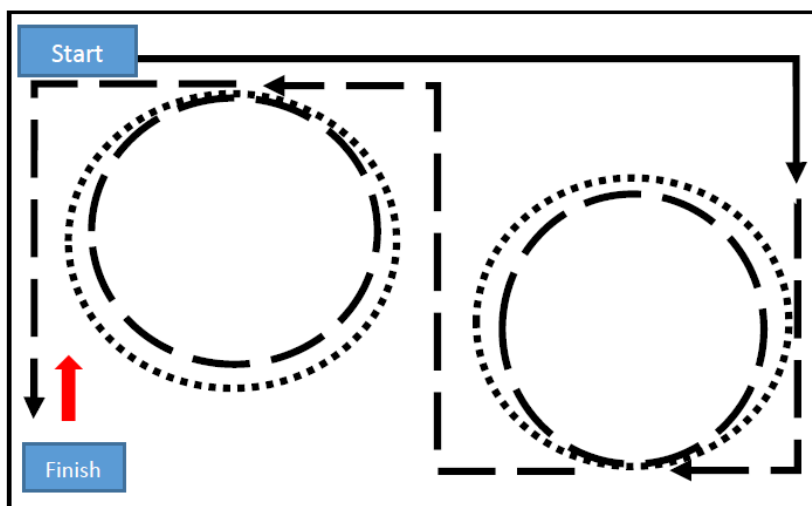
Class #14 – Western Pleasure Walk Trot



1. At A back 4 steps
2. Perform a 180 degree turn
3. Walk to B
4. At B trot around B and to the judge, set up for inspection
5. When dismissed perform a 90 degree turn and trot straight away from the judge



Class #15 – Western Pleasure Open



- Start at halt, acknowledge Judge (camera).
- Walk forward along rail and around corner.
- Pick up jog and jog around corner.
- Circle right.
- Pick up lope and circle right.
- Pick up jog, turn right, cross arena and turn left.
- Circle left.
- Pick up lope and circle left.
- Pick up jog and jog around corner.
- Halt, back one pony length.
- Acknowledge Judge (camera).